Glaze Veil
叔本华的人生哲学
情商3
平凡的世界
路遥 著
MOMO tile®

Soft light diffuses between glaze layers,
healing the restlessness of daily life.

The Glaze Veil Series is crafted through a wet extrusion process. The series name is derived from its signature visual characteristic: a fully glazed through-body surface. During the firing process, natural fluctuations in the reducing flame atmosphere create an unrepeatable kiln variation (or kiln change effect). Paired with the micro-beveled edges inherent to the wet extrusion process, each tile retains the organic characteristics of hand-molded production.

Distinct from standardized industrial tiles, the wet forming process results in subtle, natural dimensional tolerances. Combined with the dynamic, flowing surface of the kiln-variation glaze, the tile's visual layers shift as lighting and viewing angles change, imparting a natural, breathing quality to the space. Free from artificial over-processing, it completely preserves the raw texture born from the interaction between clay and kiln fire. Through its pure, fully glazed surface texture, it interprets a warm, understated, and natural aesthetic.



The Glaze Veil Series utilizes a full-body glazing technique. The elongated 60x227mm format is offered in four low-saturation, soft-toned colorways: Glaze White, Glaze Grey, Glaze Cyan, and Glaze Green. The glaze finish is delicate and smooth, devoid of coarse or heavy texturing, subtly revealing the faint earthy texture unique to the wet extrusion process—quiet, yet soothing.

Wall : GV00/DS61 Floor : DS61/K9

Wall : GV00/DS61 Floor : DS61/K9

Wall : GV01 Floor : LS61

Wall : GV08/LS61

Wall : GV08 Floor : PS63

Wall : GV09 Floor : PS63/KU07

Wall : GV09　Floor : PS63

Color



Glaze White - GV00

Glaze Grey - GV01



Glaze Cyan - GV08



Glaze Green - GV09

Prouduct Parameters

Technology	Surface	Size	Faces	Pieces/Box	Weight/Kg
Wet Extrusion Process Glossy glaze	Glossy	60x227x10mm	Natural Finish	60	18

Application Scenarios

Wall

Floor

Commerical

Home

Important notes for wet extrusion process products:

Wet extrusion is a forming technique in which high-moisture ceramic clay bodies are continuously shaped via a vacuum auger extruder.
Unlike conventional dry pressing (powder compaction), wet extrusion preserves the raw, plastic state of the clay, yielding products with unique density gradients and distinct surface textures. Because the clay is subjected to unidirectional auger thrust rather than multi-directional high-pressure compaction, the mineral particles naturally align along the extrusion direction.

This Particle Alignment Results In :

- Anisotropic Shrinkage: Subtle directional shrinkage occurs during firing, resulting in differing shrinkage rates between the transverse and longitudinal axes. This creates a "breathing" dimensional tolerance.
- Extrusion Marks: The surface retains faint, parallel extrusion lines—a unique "fingerprint" that mechanical pressing cannot replicate.
- Natural Density Gradients: The granule size distribution in wet-extruded clay is relatively broad, creating an inherent density gradient within the tile body.

The following "imperfections" are inherent to the wet extrusion process and are accepted as authentic craft features:

- Dimensional Tolerance (±1.5mm): Resulting from wet-cutting variances and uneven firing shrinkage. This is a hallmark of Grade A tiles.
- Slightly Rounded Edges: Caused by die wear and the natural leveling of wet clay, reflecting true handcrafted character.
- Pinholes / Minor Pits: Resulting from the burnout of trace organic matter in the clay body. This is a certified feature of our "Fired Expression" standard.
- Kiln Color Variation: Caused by fluctuations in the reduction firing atmosphere, serving as a premium value point for high-end artisanal tiles.

Dimensional Disclaimer :
This product is a non-standard, handcrafted tile. Natural variations of 1-2mm in width, length, and thickness are to be expected. These are not quality defects; rather, they are the hallmark of the "breathing" handcrafted aesthetic. If strict uniformity is required, please opt for industrial porcelain tiles.

Regarding Shade Variation :
Due to the wet extrusion process and kiln transformation, tiles within the same batch will exhibit gradual shade variations ranging from light to dark. Occasional iron spots (small black specks) or minor pits may also be present. In the European market, these characteristics are recognized as the hallmark of "Artisan Grading A."

Installation Guidelines :
Please engage an installer specifically experienced in handcrafted/artisanal tile installation (standard large-format slab experience is not applicable). A 5-8mm open joint is strictly required. Butt-jointing (groutless installation) is prohibited.
Use a cementitious grout. For textured/natural surfaces, a professional squeeze-in grouting method is highly recommended. The installer must accommodate slight misalignments during setting. This intentional asymmetry is a core design intent of this collection.

Please ensure you fully understand and appreciate the above characteristics before purchasing and installing this product.

Choose with confidence

MOMO creates spaces with true texture

albertkoor@qq.com

182 0757 1202

G02, Middle Zone, China Ceramics Industry Headquarters (CCIH), No. 68 Jihua West Road, Chancheng District, Foshan

WeChat Official Account